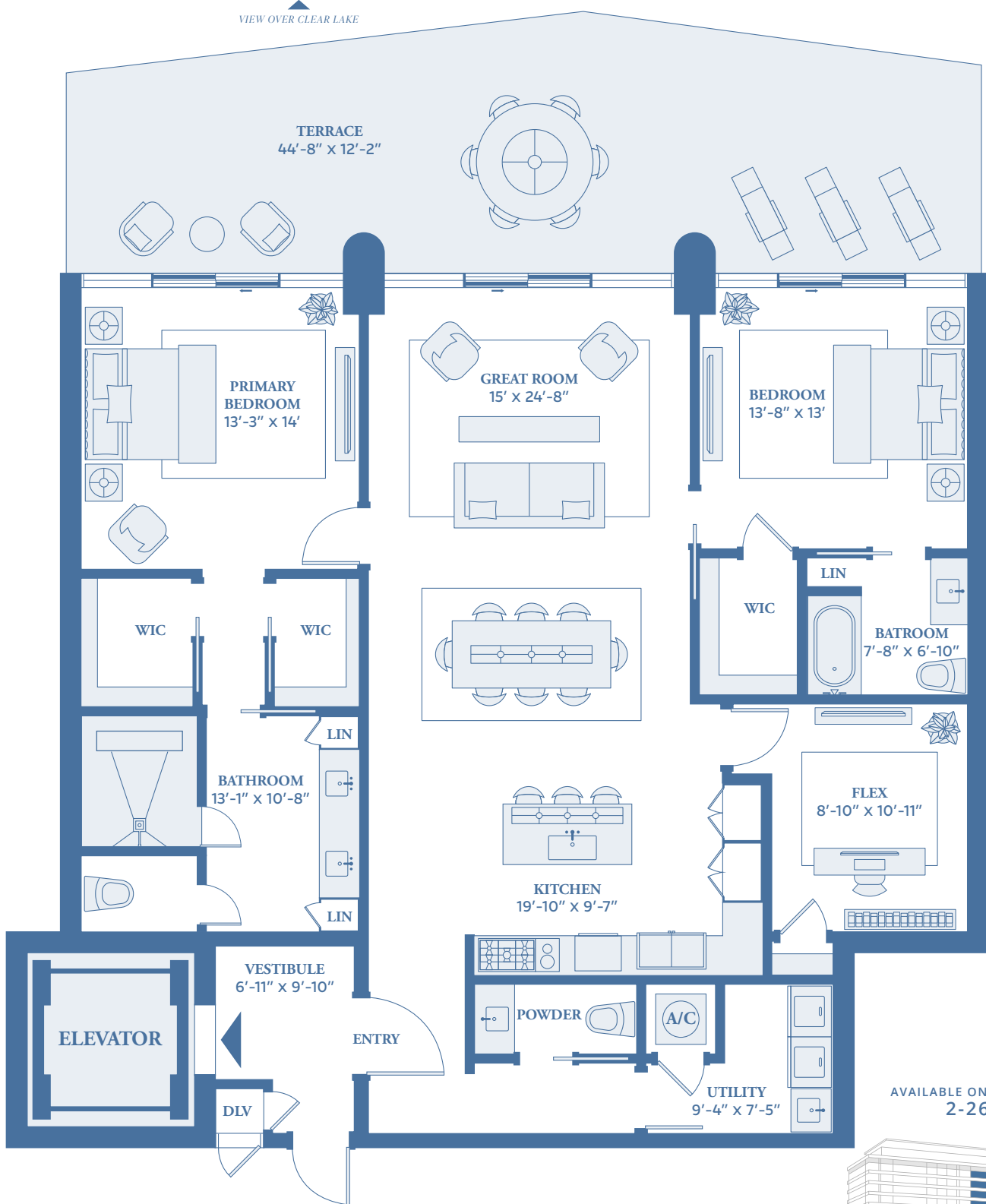


VIEW OVER CLEAR LAKE



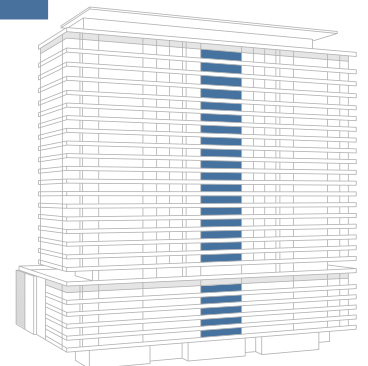
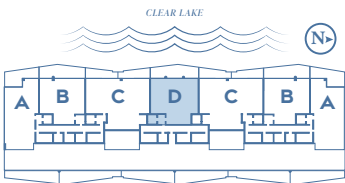
AVAILABLE ON FLOORS
2-26



RESIDENCE D

2 BEDROOM + FLEX | 2½ BATHROOM
1,780 AC SF | 370 TERRACE SF | 2,150 TOTAL SF

RESIDENCE FEATURES
WEST EXPOSURE | FLEX ROOM



VIEWS FROM UNITS MAY VARY BY FLOOR LEVEL. FLOORPLANS AND ELEVATIONS ARE PRELIMINARY ARTIST'S RENDERINGS ONLY, MAY NOT ACCURATELY REPRESENT THE ACTUAL CONDITION OF A CONDOMINIUM AS CONSTRUCTED, AND MAY CONTAIN OPTIONS WHICH ARE NOT STANDARD ON ALL MODELS. DEVELOPER RESERVES THE RIGHT TO MAKE CHANGES TO THESE FLOOR PLANS, PRICES, SPECIFICATIONS, DIMENSIONS, DESIGNS AND ELEVATIONS WITHOUT PRIOR NOTICE. STATED DIMENSIONS AND SQUARE FOOTAGE ARE ESTIMATED AND SHOULD NOT BE USED AS REPRESENTATION OF THE CONDOMINIUMS ACTUAL SIZE OR NET USABLE SQUARE FOOTAGE WHICH MAY BE LESS THAN THE ESTIMATED SQUARE FOOTAGE. ANY STATEMENT, VERBAL OR WRITTEN, REGARDING "TOTAL SQUARE FOOTAGE" OR "AC SQUARE FEET" OR ANY OTHER DESCRIPTION OR MODIFIER OF THE SQUARE FOOTAGE SIZE. ALL RENDERINGS ARE THE ARTIST'S CONCEPT.

